



How to Upgrade SIP Phone

Title:	How to Upgrade SIP Phone	Version:	V1.0	Date:	11/16/2022
Product:	Video Intercom			Page:	1 of 1

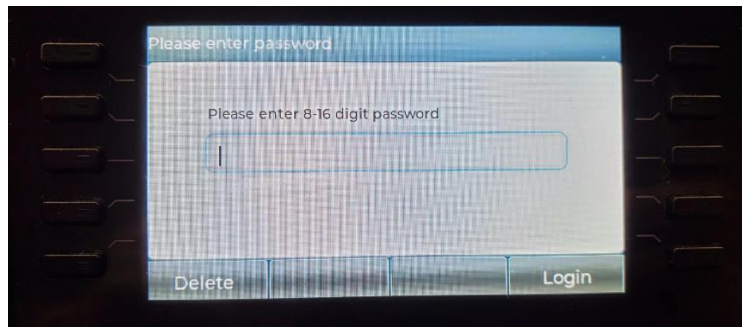
Preparation

1. Power on the SIP phone with POE or 5VDC power supply and connect network cable.

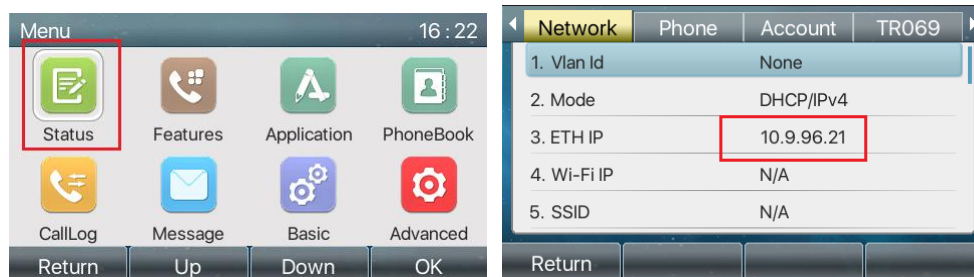
How to Upgrade SIP Phone

1. Check IP address

- 1) After you see below page, please login with password **1234567a** (press key 2 twice to enter a)

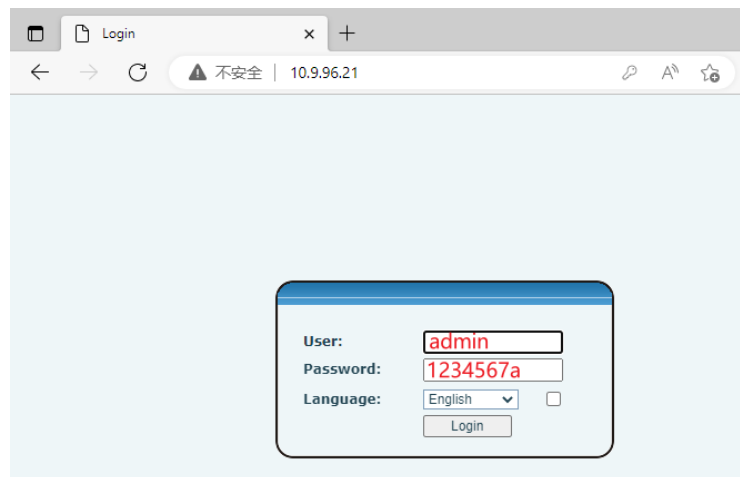


- 2) Enter Menu-Status-Network and check the current device IP address



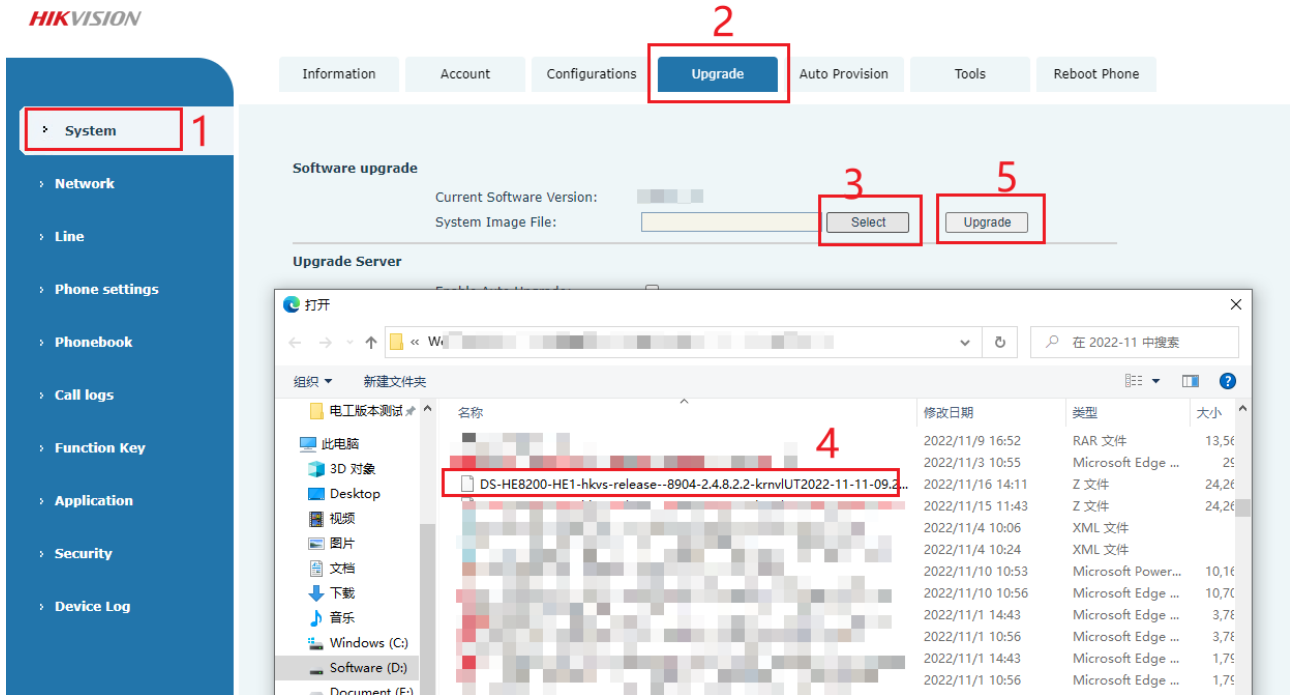
2. Upgrade firmware

- 1) Login device web on PC with device IP address,
user name: admin password: 1234567a




Title:	How to Upgrade SIP Phone	Version:	V1.0	Date:	11/16/2022
Product:	Video Intercom			Page:	2 of 2

- 2) After login, go to System-Upgrade-Select the firmware (end with .z, no need to unzip it)



Note:

It will take about 30s to upgrade the firmware, please do not make any operation and wait patiently, after the SIP phone reboot automatically, it means the upgrade successfully.



See Far, Go Further